

Overview of Proposed Levy Payable in 2022

- Proposed property tax levy for 2022 is an increase from 2021 of \$2,504,850 or 20.6%
- Includes \$1,983,485 net increase from initial proposed levy approved by School Board in September
 - Operating referendum questions approved by voters in election held on November 2nd
 - District is refinancing some of its existing bonds, reducing debt service levy
- Reasons for major increases and decreases in levy are included on following slides

Cambridge-Isanti Schools, ISD 911

Estimated Changes in School Property Taxes, 2019 to 2022

Based on No Increases in Property Values

Type of Property	Estimated Market Value	Actual Taxes Payable in 2019	Actual Taxes Payable in 2020	Actual Taxes Payable in 2021	Estimated Taxes Payable in 2022			Change in Taxes 2019 to 2022	Change in Taxes 2021 to 2022
					Initial Proposed	Net Change*	Total		
Residential Homestead	\$100,000	\$350	\$337	\$349	\$327	\$82	\$409	\$59	\$60
	150,000	583	561	578	543	118	661	78	83
	175,000	700	672	692	651	134	785	85	93
	200,000	817	784	807	760	152	912	95	105
	225,000	933	896	921	868	170	1,038	105	117
	250,000	1,050	1,007	1,036	976	188	1,164	114	128
	275,000	1,166	1,119	1,150	1,084	204	1,288	122	138
	300,000	1,283	1,231	1,265	1,193	222	1,415	132	150
	400,000	1,750	1,678	1,723	1,625	292	1,917	167	194
500,000	2,192	2,102	2,158	2,036	364	2,400	208	242	
Commercial/ Industrial	\$100,000	\$595	\$568	\$579	\$550	\$56	\$606	\$11	\$27
	200,000	1,267	1,209	1,231	1,171	103	1,274	7	43
	250,000	1,643	1,566	1,593	1,517	123	1,640	-3	47
	500,000	3,520	3,353	3,407	3,248	219	3,467	-53	60
	1,000,000	7,274	6,927	7,035	6,710	411	7,121	-153	86
Agricultural Homestead (average value per acre of land and buildings)	\$2,000	\$2.39	\$2.04	\$2.03	\$2.00	-\$0.34	\$1.66	-\$0.73	-\$0.37
	4,000	\$4.79	\$4.09	\$4.06	3.99	-0.68	3.31	-1.48	-0.75
	5,000	\$5.98	\$5.11	\$5.07	4.99	-0.86	4.13	-1.85	-0.94
	6,000	\$7.18	\$6.13	\$6.09	5.99	-1.02	4.97	-2.21	-1.12

* Includes estimates for an increase in voter approved operating referendum revenue of \$686 per pupil unit and other levy adjustments.

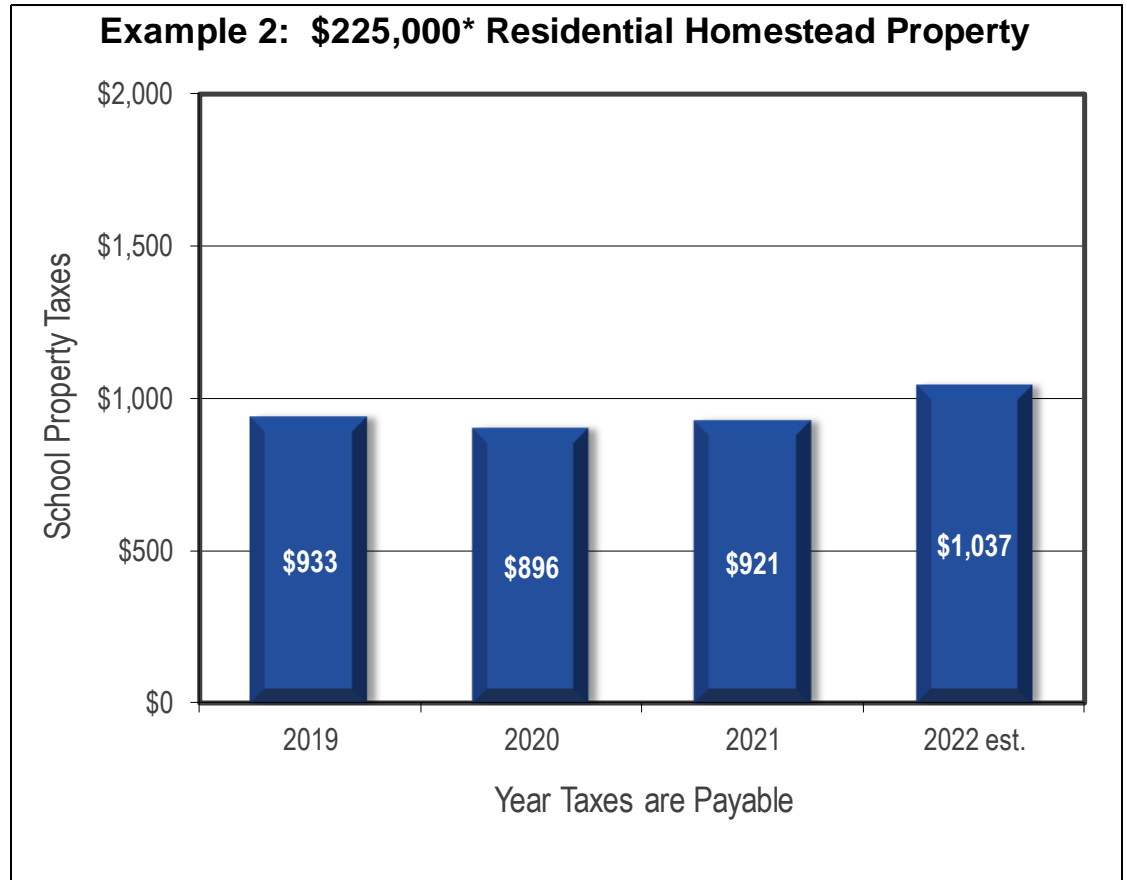
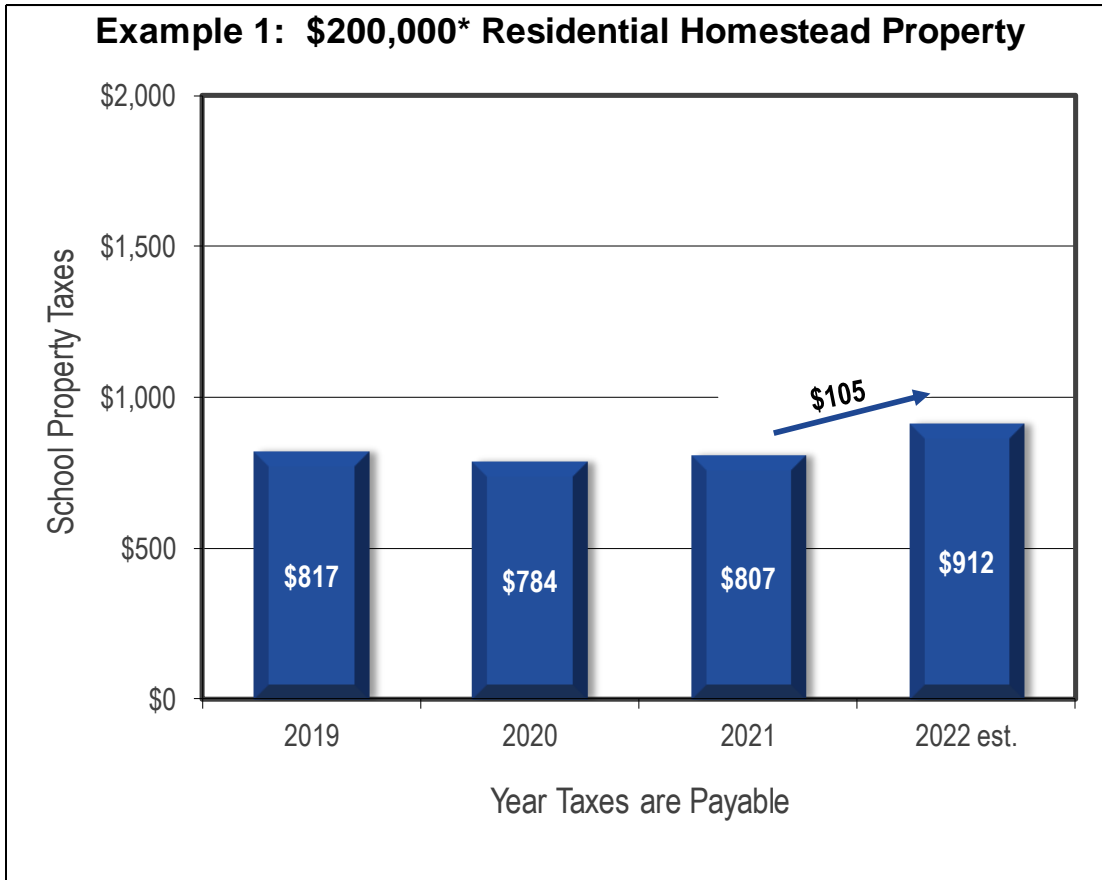
General Notes

1. Amounts are based on school district taxes only, and do not include taxes for city or township, county, state, or other taxing jurisdictions.
2. Estimates of taxes payable in 2022 are preliminary, based on best data available.
3. For all examples of properties, taxes are based on no changes in estimated market value from 2019 to 2022.

Cambridge-Isanti Schools, ISD 911

Estimated Changes in School Property Taxes, 2019 to 2022

Based on No Increases in Property Values

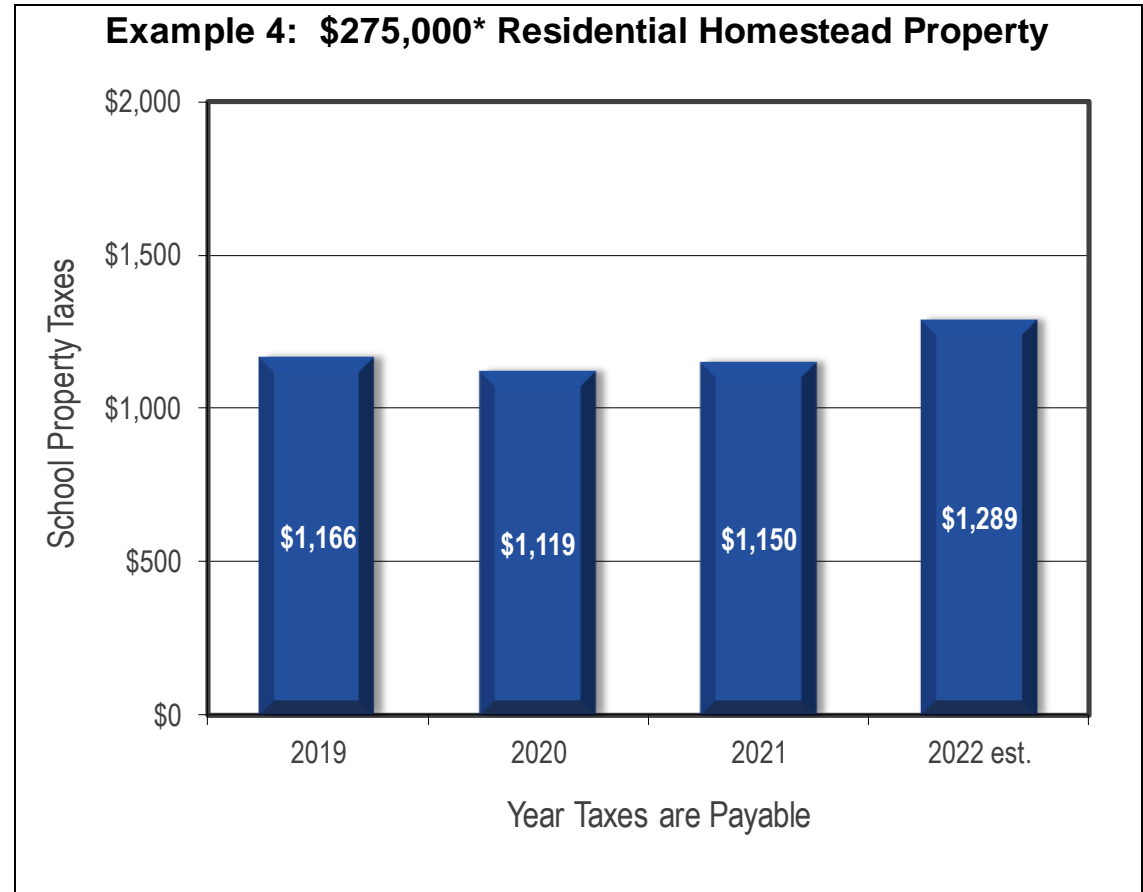
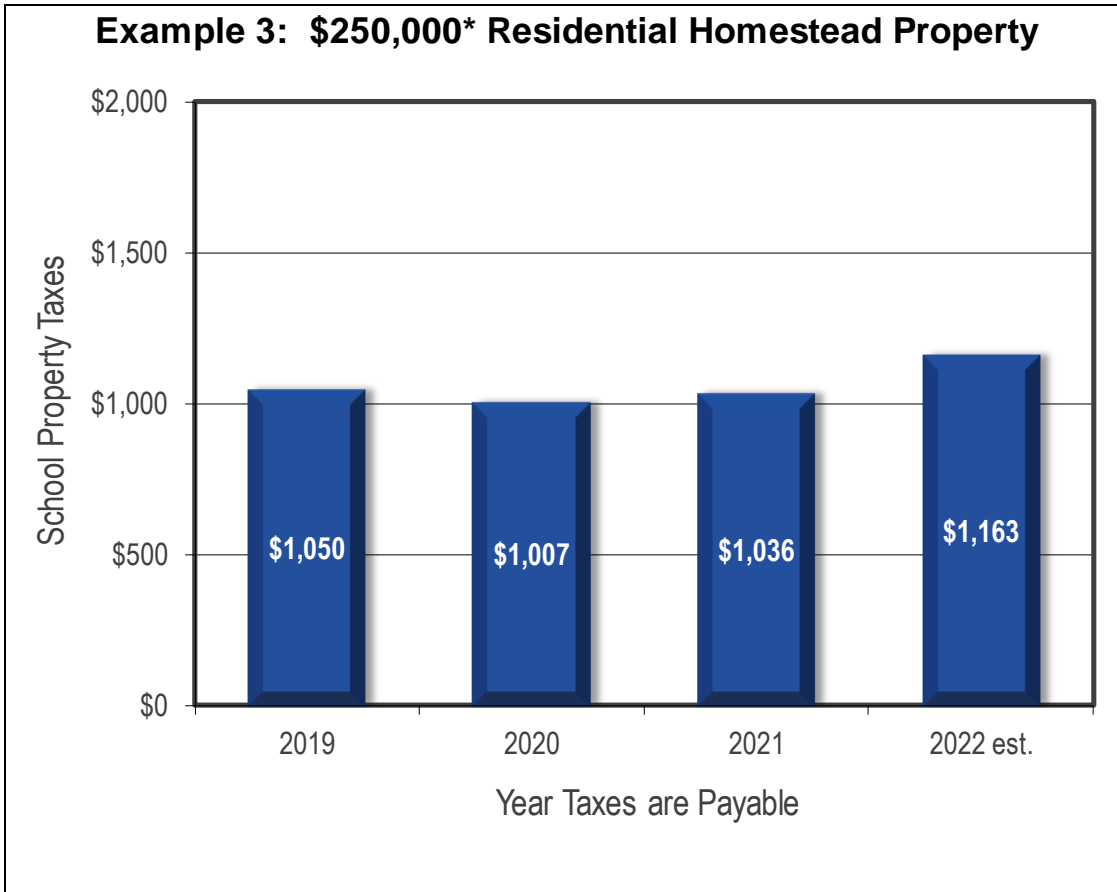


* Estimated market value for taxes payable in 2022. Taxes are calculated based on no changes in market value from 2019 to 2022.

Cambridge-Isanti Schools, ISD 911

Estimated Changes in School Property Taxes, 2019 to 2022

Based on No Increases in Property Values



* Estimated market value for taxes payable in 2022. Taxes are calculated based on no changes in market value from 2019 to 2022.

Factors Impacting Individual Taxpayers' School Taxes

Many factors can cause tax bill for an individual property to increase or decrease from year to year

- Changes in value of individual property
- Changes in total value of all property in District
- Increases or decreases in levy amounts caused by changes in state funding formulas, local needs and costs, voter-approved referendums, and other factors